


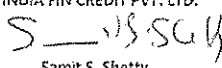
CHAITANYA INDIA FIN CREDIT PRIVATE LIMITED
Balance Sheet as at 30th Sep, 2018


Particulars	Note	As at	As at
		30th September 2018	30th September 2017
i. EQUITY AND LIABILITIES			
1 Shareholder's Funds			
(a) Share Capital	1	36,73,14,180	20,71,36,070
(b) Reserves and Surplus	2	29,21,27,908	26,46,57,021
2 Share application money pending allotment		-	19
3 Non-Current Liabilities			
(a) Long-term borrowings	3	3,12,86,93,094	2,43,79,38,871
(b) Sub Debt	4	35,00,00,000	25,00,00,000
(c) Long term provisions	5	-	-
4 Current Liabilities			
(a) Short Term Borrowings	6	99,431	-
(b) Trade payables	7	18,12,74,749	1,52,92,628
(c) Other current liabilities	8	3,07,89,946	1,70,04,385
(d) Short-term provisions	9	21,00,24,019	14,95,90,929
Total		4,56,03,23,327	3,34,16,19,923
ii. Assets			
1 Non-current assets			
(a) Fixed assets	10		
(i) Tangible assets		2,66,71,266	2,11,34,825
(ii) Intangible assets		12,73,037	13,21,956
(b) Deferred tax assets (Net)		4,38,28,937	3,59,76,758
(c) Long term loans and advances	11	1,15,98,053	79,32,613
(d) Other non-current assets	12	22,34,69,996	18,75,64,761
2 Current assets			
(a) Current investments	13	13,50,00,000	7,00,00,000
(b) Cash and cash equivalents	14	36,62,77,198	8,12,01,823
(c) Short-term loans and advances	15	3,57,48,49,858	2,84,34,72,384
(d) Other current assets	16	17,73,54,983	9,30,14,793
Total		4,56,03,23,327	3,34,16,19,923

Place: Bangalore
Date 29th Oct 2018

For and on behalf of the board
For CHAITANYA INDIA FIN CREDIT PVT. LTD.

 Anand Rao
Joint Managing Director
DIN: 01713987

 Samit S. Shetty
Managing Director
DIN: 02573018



CHAITANYA INDIA FIN CREDIT PRIVATE LIMITED
Profit and loss statement for the year ended 30th Sep, 2018


Particulars	Note No.	As at	As at
		30th September 2018	30th September 2017
I. Revenue from operations	17	47,57,48,907	30,37,09,073
II. Other Income	18	1,57,02,242	2,44,55,387
III. Total Revenue (I +II)		49,14,51,250	32,81,64,460
IV. Expenses:			
Employee benefit expense	19	15,96,99,457	13,00,37,907
Financial costs	20	22,31,05,339	17,46,77,792
Depreciation and amortization expense	10	52,81,534	52,34,394
Administrative & Other expenses	21	6,92,35,403	5,22,13,027
Bad Debts Written off		1,08,55,131	-
Provision for Loan Assets as Per RBI Guidelines		(56,79,050)	6,70,31,538
Total Expenses		46,24,99,815	42,91,84,659
V. Profit before exceptional and extraordinary items and tax	(III - IV)	2,89,51,435	(10,10,30,198)
VI. Exceptional Items			
VII. Profit before extraordinary items and tax (V - VI)		2,89,51,435	(10,10,30,198)
VIII. Extraordinary items			
IX. Profit before tax (VII - VIII)		2,89,51,435	(10,10,30,198)
X. Tax expense:			
(1) Current tax		28,86,000	-
(2) Deferred tax		23,88,109	(2,15,35,399)
XI. Profit/(Loss) from the period from continuing operations	(VII-VIII)	2,36,77,326	(7,94,93,799)
XII. Profit/(Loss) from discontinuing operations		-	-
XIII. Tax expense of discounting operations		-	-
XIV. Profit/(Loss) from Discontinuing operations (XII - XIII)			
XV. Profit/(Loss) for the period (XI + XIV)		2,36,77,326	(7,94,93,799)
XVI. Earning per equity share (Not Annualised)			
(1) Basic		1.09	(4.34)
(2) Diluted		1.09	(4.34)

Place: Bangalore
Date: 29th Oct 2018

For and on behalf of the board
For CHAITANYA INDIA FIN CREDIT PVT. LTD.

[Signature]
Anand Rao
Joint Managing Director
DIN: 01712987

[Signature]
Samit S. Shetty
Managing Director
DIN: 02573018



CHAITANYA INDIA FIN CREDIT PRIVATE LIMITED

Cash Flow Statement


Particulars	For the Period Ended 30.09.2018		For the Period Ended 30.09.2017	
	Amount (Rs.)	Amount (Rs.)	Amount (Rs.)	Amount (Rs.)
A CASH FLOW FROM OPERATING ACTIVITIES				
Net Profit Before Tax		2,89,51,435		(10,10,30,138)
Adjustments for:				
Add: Depreciat on	52,81,534		52,34,395	
Dividend income	(38,08,075)		(80,92,364)	
Interest & Finance Charges Paid	22,31,05,339	22,45,83,798	17,46,77,792	17,19,19,822
Operating Profit before Working Capital Changes		25,35,35,233		7,07,89,624
Adjustments for:				
Decrease/(Increase) in Cash Margin & Deposits	(12,21,38,316)		71,36,679	
Decrease/(Increase) in Loans & Advances	(46,96,05,919)		(72,65,58,309)	
Decrease/(Increase) in Other Current Assets	(8,22,94,151)		(47,73,061)	
Increase/(Decrease) in Payables & Others	(94,51,80,370)	(1,61,92,18,756)	30,51,69,555	(41,91,25,835)
Cash generated from operations		(1,36,56,83,524)		(34,83,36,211)
Income Tax paid		11,12,880		2,15,36,399
Net Cash flow from Operating activities		(1,36,67,96,324)		(32,67,99,812)
B CASH FLOW FROM INVESTING ACTIVITIES				
Purchase of Fixed Assets	(1,18,01,258)		(46,05,722)	
Sale of Fixed Asset	1,36,258		-	
(Increase)/ Decrease in Current Investments	(13,50,00,002)		-	
Dividend Income	58,03,075		80,92,364	
Net Cash used in Investing activities		(14,28,61,927)		34,86,643
C CASH FLOW FROM FINANCING ACTIVITIES				
(Decrease)/Increase in Borrowings	1,65,87,52,109		2,21,76,352	
Increase in Share Capital	15,00,00,000		2,42,20,400	
Increase/(Decrease) in Share Premium	(54,84,700)		5,57,79,581	
Increase/(Decrease) in Share Application Money	-		19	
Interest & Finance Charges paid	(22,31,05,339)		(27,46,77,792)	
Net Cash used in financing activities		1,58,01,62,070		(7,25,01,440)
Net Increase in cash & Cash Equivalents		7,05,03,820		(39,58,14,609)
Cash and Cash equivalents Opening Balance		29,57,73,378		58,85,52,852
Cash and Cash equivalents Closing Balance		36,62,77,198		15,12,01,823
Cash & Cash Equivalents				
Cash in Hand		As on 30.09.2018 21,95,933		As on 30.09.2017 51,29,344
Cash at Bank		36,40,81,264		7,20,72,479
Current Investment in Debt Funds		-		7,09,09,400
Cash & Cash equivalents as stated		36,62,77,198		15,12,01,823

Place Bangalore,
Date: 29th Oct 2018

For and on behalf of the board
For CHAITANYA INDIA FIN CREDIT PVT. LTD.

Anand Rao
Joint Managing Director
DIN: 017133987

Santosh S. Shetty
Managing Director
DIN: 025730118



CHAITANYA INDIA FIN CREDIT PRIVATE LIMITED
Notes to Balance Sheet

Particulars	As at 30th September 2018	As at 30th September 2017
Note : 1 Share Capital		
AUTHORISED SHARE CAPITAL :		
As at the beginning of the period (2,50,00,000 Equity Shares of Rs. 10/- each)	25,00,00,000	25,00,00,000
Add: Increased during the period	18,00,00,000	-
As at the end of the period (4,30,00,000 Equity Shares of Rs. 10/- each)	43,00,00,000	25,00,00,000
ISSUED ,SUBSCRIBED & PAID UP CAPITAL :		
(a) Equity Share Capital		
As at the beginning of the period (2,17,31,418 Equity Shares of Rs. 10 each fully paid up) (2,07,13,607 Equity Shares of Rs. 10 each fully paid up)	21,73,14,180	20,71,36,070
Add: Issued during the period	-	-
As at the end of the period (2,17,31,418 Equity Shares of Rs. 10 each fully paid up)	21,73,14,180	20,71,36,070
(b) Preference Share Capital		
As at the beginning of the period	-	-
Add: Issued during the period	15,00,00,000	-
As at the end of the period (1,50,00,000 Preference Shares of Rs. 10 each fully paid up)	15,00,00,000	-
	36,73,14,180	20,71,36,070
Note : 2 Reserve & Surplus		
Share Premium Account		
As at the beginning of the period	29,83,98,427	23,27,96,970
Less: Capitalised share issue expenses	(54,84,700)	(5,57,79,581)
As at the end of the period	29,29,13,727	28,85,76,551
Statutory Reserve		
As at the beginning of the period	1,14,19,250	1,14,19,250
Add : Transferred from Profit & Loss Account	-	-
As at the end of the period	1,14,19,250	1,14,19,250
Balance as per Profit & Loss Account		
As at the beginning of the period	(3,58,82,395)	4,41,55,019
Add : Profit for the Year	2,36,77,326	(7,94,93,799)
	(1,22,05,069)	(3,53,38,781)
Less: Transferred to Statutory Reserve during the year	-	-
As at the end of the period	(1,22,05,069)	(3,53,38,781)
	29,21,27,908	26,46,57,021
Note : 3 Long-Term Borrowings		
A) Secured Loans		
Term Loans from Banks	78,17,05,268	52,49,48,538
Term Loans from Financial Institutions	1,30,75,86,987	1,05,74,19,110
Vehicle Loans from Banks	9,34,176	4,37,893
	2,09,02,26,431	1,58,28,05,540
Non Convertible Debenture	98,43,00,000	78,43,00,000
B) Unsecured Loans		
Term Loan from Financial Institutions	41,66,663	2,08,33,331
Term Loan from Financial Institutions (NCD)	5,00,00,000	5,00,00,000
	9,12,86,93,094	2,43,79,38,871

11

S-18-54 H



Note : 4 Sub Debt		
Sub Debt from Financial institutions	15,00,00,000	5,00,00,000
Sub Debt from Financial institutions (NCD)	20,00,00,000	20,00,00,000
	<u>35,00,00,000</u>	<u>25,00,00,000</u>
Note : 5 Long Term Provisions		
For Other		
Contingent Provision Against Standard Assets (Long Term)	-	-
	<u>-</u>	<u>-</u>
Note : 6 Short Term Borrowings		
Secured Borrowings		
Cash Credit account	99,431	-
	<u>99,431</u>	<u>-</u>
Note : 7 Trade Payable		
Payables for Buyout and Securitization	18,11,02,649	1,50,21,110
Payable to Others	1,72,100	2,71,518
	<u>18,12,74,749</u>	<u>1,52,92,628</u>
Note : 8 Other Current Liabilities		
Interest Accrued but not due on Borrowings	1,38,64,206	96,61,393
Statutory Payables	1,02,76,104	72,95,743
Payables towards expenses	66,49,636	47,250
	<u>3,07,89,946</u>	<u>1,70,04,385</u>
Note : 9 Short-Term Provisions		
Provision for Employee Benefits	1,43,34,978	1,54,96,421
Insurance Claim Payable	10,64,852	22,91,630
Provision for Loan loss	14,65,93,087	10,12,86,073
Insurance Premium Payable	1,15,35,486	55,25,892
Expenses Payable	28,61,747	31,62,040
Securitisation Expenses Payable	7,46,624	15,000
Interest Payable on NCD	3,20,41,759	2,15,22,996
Deferred Income on Securitisation	8,39,486	2,90,877
	<u>21,00,24,019</u>	<u>14,95,90,929</u>
Note : 11 Long-Term Loans & Advances		
Secured Loans & Advances	78,53,647	59,92,411
Unsecured Loans & Advances	37,44,406	19,40,207
	<u>1,15,98,053</u>	<u>79,32,618</u>
Note : 12 Other Non Current Assets		
Cash Margins with Banks	11,11,48,094	10,10,69,514
Cash Margin with Financial Institutions	10,67,77,545	8,13,27,630
Other Deposit	55,44,357	51,67,617
	<u>22,34,69,996</u>	<u>18,75,64,761</u>
Note : 13 Current Investment		
Mutual Funds	13,50,00,000	7,00,00,000
	<u>13,50,00,000</u>	<u>7,00,00,000</u>
Note : 14 Cash & Bank balances		
Cash in Hand	21,95,934	91,29,344
Cash at Bank	36,40,81,264	7,20,72,479
	<u>36,62,77,198</u>	<u>8,12,01,823</u>
Note : 15 Short-term Loans & Advances		
Secured Loans & Advances	50,098	38,41,052
Unsecured Loans & Advances	3,57,47,99,760	2,83,96,31,332
	<u>3,57,48,49,858</u>	<u>2,84,34,72,384</u>

J S.S.S.A



Note : 16 Other Current Assets


Interest Accrued on Loan Portfolio	2,55,65,643	27,32,999
Prepaid Expenses	45,14,796	77,92,338
Advance Income Tax	11,12,800	14,87,835
Income Tax paid under dispute	16,50,848	-
TDS Receivable	15,40,482	2,09,925
Retention Money	11,12,99,697	4,53,72,840
Other Receivable	67,12,073	1,26,31,334
Advance EMI On Term Loan	83,33,334	83,33,334
Interest Accrued but not due	56,32,750	54,66,193
Insurance Claim Receivable	1,09,92,559	89,88,000
	<u>17,73,54,982</u>	<u>9,30,14,798</u>

CHAITANYA INDIA FIN CREDIT PRIVATE LIMITED
Notes to Statement of Profit and Loss

Particulars	As at 30th September 2018	As at 30th September 2017
Note : 17 Operating Income		
Interest Received from Customers	40,68,87,901	27,84,91,697
Loan Processing Fees	3,86,32,379	2,45,50,955
Securitization Income	1,57,70,595	6,66,421
Service Fees Received - BCC	1,44,58,032	-
	<u>47,57,48,907</u>	<u>30,37,09,073</u>
Note : 18 Other Incomes		
Income from Mutual Fund Investment	38,03,075	80,92,364
Interest on FD	63,75,114	75,63,912
Loan Processing Fees from employee loan	23,120	9,500
Interest on employee loan	3,58,958	1,53,314
Service Fees Received	22,95,914	83,22,999
Training & Support Fees Received	26,578	-
Bad Debts Recovered	2,87,807	-
Gain on sale of assets	87,742	-
Other Income	24,44,034	3,13,299
	<u>1,57,02,343</u>	<u>2,44,55,387</u>
Note : 19 Employees Remuneration & benefits		
Salary, Wages, Allowances & other Benefits	11,43,45,960	10,20,18,537
Directors Remuneration	39,80,000	36,00,000
Accidental & Medical Insurance	8,79,965	6,93,118
P. F. , ESI & Other Contribution	1,35,56,784	1,19,49,008
Gratuity Paid	30,00,000	30,00,000
Exgratia Paid	1,29,59,768	52,08,010
Bonus Paid	64,84,220	23,43,080
Staff Welfare Expenses	44,92,760	12,26,154
	<u>15,96,99,457</u>	<u>13,00,37,907</u>
Note : 20 Financial Cost		
Bank Charges	16,28,365	8,12,250
Interest Paid on Term & Other Loans	12,92,42,154	12,35,14,091
Interest Paid on NCDs	8,24,55,608	4,37,01,032
Loan Processing Charges	8,56,567	2,31,510
NCD Expenses	14,55,015	35,94,159
Processing Fees Paid	74,67,630	28,24,750
	<u>22,31,05,339</u>	<u>17,46,77,792</u>

H

S - JSCA



Note : 21. Administrative & Other Expenses

Rent	81,17,657	62,14,825
Tour & Travelling Exp.	29,02,409	21,52,556
Printing & Stationary	37,38,133	34,57,251
Director's Sitting Fees	2,10,000	2,50,000
Books, News Papers & Periodicals	88,527	1,16,148
Meeting & Training Exps.	38,19,131	24,90,892
Telephone & Internet Charges	43,30,278	42,12,092
Electricity Charges	10,56,369	8,05,590
Postage & Courier Charges	3,42,169	2,36,650
Vehicle Running & Maintenance	52,42,918	21,65,862
Repairs & Maintenance	2,62,811	1,03,514
Commission & Brokerage Paid	51,891	5,000
Membership Fee & Subscription	13,63,032	11,11,942
Rates & Taxes	4,30,217	1,37,575
Professional Charges	29,45,240	16,78,367
Profession Tax Paid	2,88,800	2,88,000
Water Charges	8,55,996	6,55,413
Conveyance Exp	2,51,58,917	1,99,37,247
Business Promotion Expenses	2,42,396	4,35,426
Insurance Paid	3,45,059	2,02,173
Office & General Exp.	18,61,429	11,21,962
Recruitment Exps.	2,07,870	1,75,054
Repairs & Maintenance of Computers	1,80,467	96,839
Service Tax Paid	-	3,00,423
GST Expense	33,90,183	18,19,529
Auction Related Expenses	50,838	49,666
Rent Paid for Server Hosting	17,53,665	19,72,030
	<u>6,92,36,403</u>	<u>5,22,13,027</u>

H

S-18564




CHAITANYA INDIA FIN CREDIT PRIVATE LIMITED

NOTES FORMING PART OF BALANCE SHEET AS AT 30.09.2018

Particulars	Rate of Depreciation	Gross Block			Depreciation			Net Block		
		Cost as on 01.04.2018	Additions During the Period	Deductions During the Period	Cost as at 30.09.2018	Provision upto 31.03.2018	Provision for the Period	Provision upto 30.09.2018	As at 30.09.2018	As at 31.03.2018
Intangible Assets										
Computer Software	63.16%	47,87,703	7,91,950	-	55,79,653	38,59,865	4,46,751	43,06,616	12,73,037	9,27,838
Total Intangible Assets		47,87,703	7,91,950	-	55,79,653	38,59,865	4,46,751	43,06,616	12,73,037	9,27,838
Tangible Assets										
Computers	63.16%	2,01,99,856	67,88,004.00	-	2,69,87,860	1,55,37,852	23,16,564	1,78,54,416	91,33,444	46,62,004
UPS	25.89%	31,87,635	2,84,303.00	-	34,71,938	14,89,143	2,43,783	17,32,926	17,39,012	16,98,492
Furniture & Fixtures	25.89%	1,15,68,779	10,28,349.00	-	1,25,97,128	58,55,845	7,93,715	66,49,560	59,47,568	57,12,934
Office Equipments	45.07%	7,94,509	36,563.00	-	8,31,072	6,11,872	42,750	6,50,622	1,76,450	1,82,637
Electrical Equipments	45.07%	-	10,468.00	-	10,468	-	840	840	9,628	-
Motor Car	31.23%	1,23,09,466	18,66,501.00	1,36,258	1,40,39,709	64,97,262	10,33,627	75,30,889	65,08,820	58,12,204
Motor Bike	25.89%	1,99,241	-	-	1,99,241	1,34,020	8,465	1,42,495	56,746	65,211
Godrej Safe	25.89%	37,22,657	9,95,120.00	-	47,17,773	12,23,139	3,95,035	16,18,174	30,99,599	24,99,518
Total Tangible Assets		5,19,82,142	1,10,09,308	1,36,258	6,28,55,188	3,13,49,143	49,34,779	3,61,83,922	2,66,71,266	2,06,32,999
Total		5,67,69,845	1,18,01,258	1,36,258	6,84,34,841	3,52,09,008	52,81,550	4,04,90,538	2,79,44,303	2,15,60,837

H

S - 15/10/18





M/S RAMESH ASHWIN & KARANTH

CHARTERED ACCOUNTANTS

Firm Reg. No : 010680S

Partners

Ramesh B N (M.No : 015170) Mob: 9448468958

Ashwin B R (M.No : 214199) Mob: 9886415958

Prashanth Karanth (M.No: 214235) Mob: 9886282946

Date: 26/10/2018

Limited Review Report

Review Report to IDBI Trusteeship

We have reviewed the accompanying statement of unaudited financial results of **Chaitanya India Fin Credit Private Limited**, having its registered office at No-145, 2nd floor, NR square, 1st main road, Chamrajpet, Mysore road, Bangalore 560018 for the period ended 30/09/2018. This statement is the responsibility of the Company's Management and has been approved by the Board of Directors/committee of Board of Directors. Our responsibility is to issue a report on these financial statements based on our review.

We conducted our review in accordance with the Standard on Review Engagement (SRE) 2400, Engagements to Review Financial Statements issued by the Institute of Chartered Accountants of India. This standard requires that we plan and perform the review to obtain moderate assurance as to whether the financial statements are free of material misstatement. A review is limited primarily to inquiries of company personnel and analytical procedures applied to financial data and thus provides less assurance than an audit. We have not performed an audit and accordingly, we do not express an audit opinion.

Based on our review conducted as above, nothing has come to our attention that causes us to believe that the accompanying statement of unaudited financial results prepared in accordance with applicable accounting standards and other recognized accounting practices and policies has not disclosed the information required to be disclosed in terms of the Listing Agreement for debt securities including the manner in which it is to be disclosed, or that it contains any material misstatement or that it has not been prepared in accordance with the relevant prudential norms issued by the Reserve Bank of India in respect of income recognition, asset classification, provisioning and other related matters."

For Ramesh Ashwin & Karanth,
Chartered Accountant
F.R.No.010680S


Prashanth Karanth
Partner
M.No.214235

#37/E, 2nd Floor, Beside Surana College, South End Road, South End circle, Basavanagudi,
Bangalore - 560 004. Phone: 080 - 40918409. Email: rakca2004@gmail.com



M/S RAMESH ASHWIN & KARANTH

CHARTERED ACCOUNTANTS

Firm Reg. No : 010680S

Partners

Ramesh B N (M.No : 015170) Mob: 9448468958

Ashwin B R (M.No : 214199) Mob: 9886415958

Prashanth Karanth (M.No: 214235) Mob: 9886282946

Date: 26/10/2018

Limited Review Report

Review Report to The Catalyst Trusteeship Limited

We have reviewed the accompanying statement of unaudited financial results of **Chaitanya India Fin Credit Private Limited**, having its registered office at No-145, 2nd floor, NR square, 1st main road, Chamrajpet, Mysore road, Bangalore 560018 for the period ended 30/09/2018. This statement is the responsibility of the Company's Management and has been approved by the Board of Directors/committee of Board of Directors. Our responsibility is to issue a report on these financial statements based on our review.

We conducted our review in accordance with the Standard on Review Engagement (SRE) 2400, Engagements to Review Financial Statements issued by the Institute of Chartered Accountants of India. This standard requires that we plan and perform the review to obtain moderate assurance as to whether the financial statements are free of material misstatement. A review is limited primarily to inquiries of company personnel and analytical procedures applied to financial data and thus provides less assurance than an audit. We have not performed an audit and accordingly, we do not express an audit opinion.

Based on our review conducted as above, nothing has come to our attention that causes us to believe that the accompanying statement of unaudited financial results prepared in accordance with applicable accounting standards and other recognized accounting practices and policies has not disclosed the information required to be disclosed in terms of the Listing Agreement for debt securities including the manner in which it is to be disclosed, or that it contains any material misstatement or that it has not been prepared in accordance with the relevant prudential norms issued by the Reserve Bank of India in respect of income recognition, asset classification, provisioning and other related matters."

For Ramesh Ashwin & Karanth,
Chartered Accountant

F. R. No. 010680S



Prashanth Karanth

Partner

M. No. 214235

#37/E, 2nd Floor, Beside Surana College, South End Road, South End circle, Basavanagudi,
Bangalore - 560 004. Phone: 080 - 40918409. Email: rakca2004@gmail.com